


Vaccine Preventable Disease Course Colorado Immunization Branch Update September 11, 2018

Lynn Trefren, RN, MSN
Immunization Branch Chief



COLORADO
Department of Public
Health & Environment

Objectives

- Overview of Colorado Immunization Branch (CIB)
 - VFC, CIIS, Outreach activities
- Data update
- Vaccine preventable diseases in CO



CIB - Contact Information

- Immunization Branch: 303-692-2700, cdphe.dcdimmunization@state.co.us
- VFC: 303-692-2650, cdphe_vfc@state.co.us
- CIIS: 303-692-2437 (option 2) or 1-888-611-9918 (option 1), cdphe.ciis@state.co.us
- VOM: 303-692-2429, cdphe_vom@state.co.us
- Clinical Questions: 303-692-2700, ask for the nurse on-call



CIB - Funding

- CIB funded through several funding sources
 - State funds - primarily for CIIS
 - Tobacco tax and tobacco settlement funds
 - Federal funds through a cooperative agreement with CDC



Education and Outreach

- CIB staff did 142 presentations between 7/1/17 and 6/30/18 with close to 3000 attendees
- Worked with the Colorado Broadcasters Association to create and distribute advertising encouraging back to school and influenza immunizations
- Pilot with The Denver Post using banner ads
- Planning Immunization 101 Sessions in the coming year



Partnerships & Contracts

- CIB funds local public health agencies to provide immunizations and improve immunization rates within their areas
- Contracts with the Colorado Academy of Pediatrics and Colorado Association of Family Practice doctors, as well as the Colorado Children's Immunization Coalition to support joint efforts



Vaccines for Children Program

- The VFC program is a federally funded program that:
 - Provides vaccines at no cost to children who might not otherwise be vaccinated because of an inability to pay.
 - Reduces referrals of children from private providers to health departments for vaccination.
 - Saves VFC-enrolled providers out-of-pocket expenses for vaccine.
 - Eliminates or reduces vaccine cost as a barrier to immunizing eligible children.
- The Colorado VFC program spends about **\$53 million** on vaccine annually
- Total enrolled sites: 553
- Total VFC Doses Distributed in FY2018: 975,597 (includes influenza doses)
- Total Doses Expired/Wasted in FY2018: 91,558
 - 22,812 doses wasted from temperature excursions



Vaccines for Children Program - Provider Requirements

- Screen patients for eligibility at every visit
- Follow ACIP schedule guidelines, and offer every recommended vaccine
- Not charge for the vaccine, charge at or below the approved administration fee, and waive the fee for patients who can't afford to pay
- Distribute current VIS forms with every IM



Vaccines for Children Program - Provider Requirements

- Comply with vaccine storage and handling requirements
 - Maintain proper inventory
 - Good storage units and temperature monitoring
 - Return wasted vaccine doses
 - Report every temperature excursion
 - Reimburse the VFC program for vaccine wastage due to negligence
- Participate in VFC Compliance Visits
- Reconcile vaccine inventory using VOM



Vaccine Distribution - 317 Vaccine

- Different than VFC funding
- Limited funds available
 - Uninsured and underinsured adults at LPHA, FQHC/RHC, and IHS
 - Used for VPD outbreak response (no other funds available)
- Not for adult patients covered by Medicaid, Medicare D only, or fully insured.
- Total 317 Doses Distributed in FY2018: 18,450 (includes influenza doses)
 - 530 doses Hepatitis A used for Hepatitis A outbreak
 - 100 doses Tdap used for wildfire response



VFC Highlight:

Refrigerator Replacement Project

- Project began in November 2017.
- Colorado VFC providers who reported using a household-grade or commercial grade refrigerator during re-enrollment were targeted for reimbursement.
- As of August 29, 2018, Colorado has purchased 101 pharmaceutical grade storage units totaling \$309,540.71.
- Colorado will have more funds available this year to purchase about 83 more pharmaceutical grade storage units.
- All providers will be required to have pharmaceutical grade vaccine storage units by January 1, 2020.

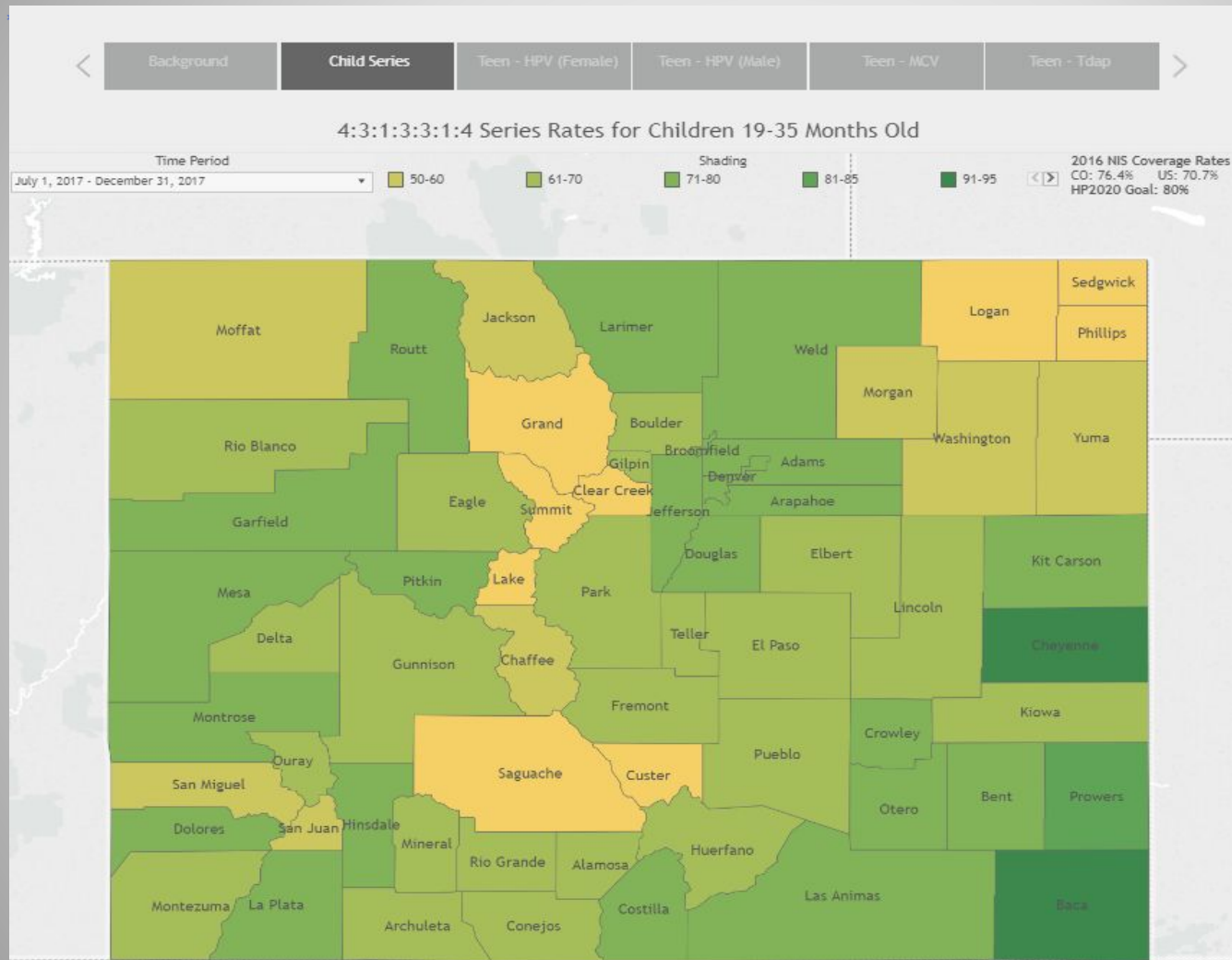


Making IM Data Available

- County immunization rate maps
- Health Care Worker/Influenza data
- VFC provider location map
- NIS and Kindergarten survey rates from CDC
- School and Child Care Database



CIIS county level rates



2016 - 2019 CDPHE Strategic Plan

Immunization is one of six strategy areas supporting CDPHE's goal of implementing plans to support health and environment priorities.

- Increase school compliance to increase immunization rates.
- Enhance CIIS interoperability.
- Use data to improve immunization rates.
- Use policy to improve immunization rates.



COLORADO
Department of Public
Health & Environment

Strategy 1: Increase school compliance to increase immunization rates

- Launch school/child care data collection and publish
- Analyze and submit CDC kindergarten survey data
- Provide support to local public health agencies to work with schools and child cares to assess immunization rates



Strategy 2: Enhance CIIS interoperability

- Continue to implement real-time messaging interfaces for providers and CORHIO



Strategy 3: Use data to improve immunization rates

- Provider-level report cards for VFC providers
- Provide a list of non-compliant schools/child cares to local public health agencies for follow-up



Strategy 4: Use policy to improve immunization rates

- Continue to work with stakeholders to identify potential strategies to increase immunization rates



Outcome Measures

Measures	Desired Trend	Metrics	Target
% of kindergartners vaccinated for DTaP	↑	84.3% in 2015 86.6% in 2016 86.8% in 2017 88.6% in 2018	95% in 2020
% of kindergartners vaccinated for MMR	↑	86.9% in 2015 87.1% in 2016 87.3% in 2017 88.7% in 2018	95% in 2020
% of kindergartners exempted for 1+ vaccines	↓	5.4% in 2015 4.3% in 2016 3.6% in 2017 4.6% in 2018	2.9% in 2020



CIIS Update



COLORADO
Department of Public
Health & Environment

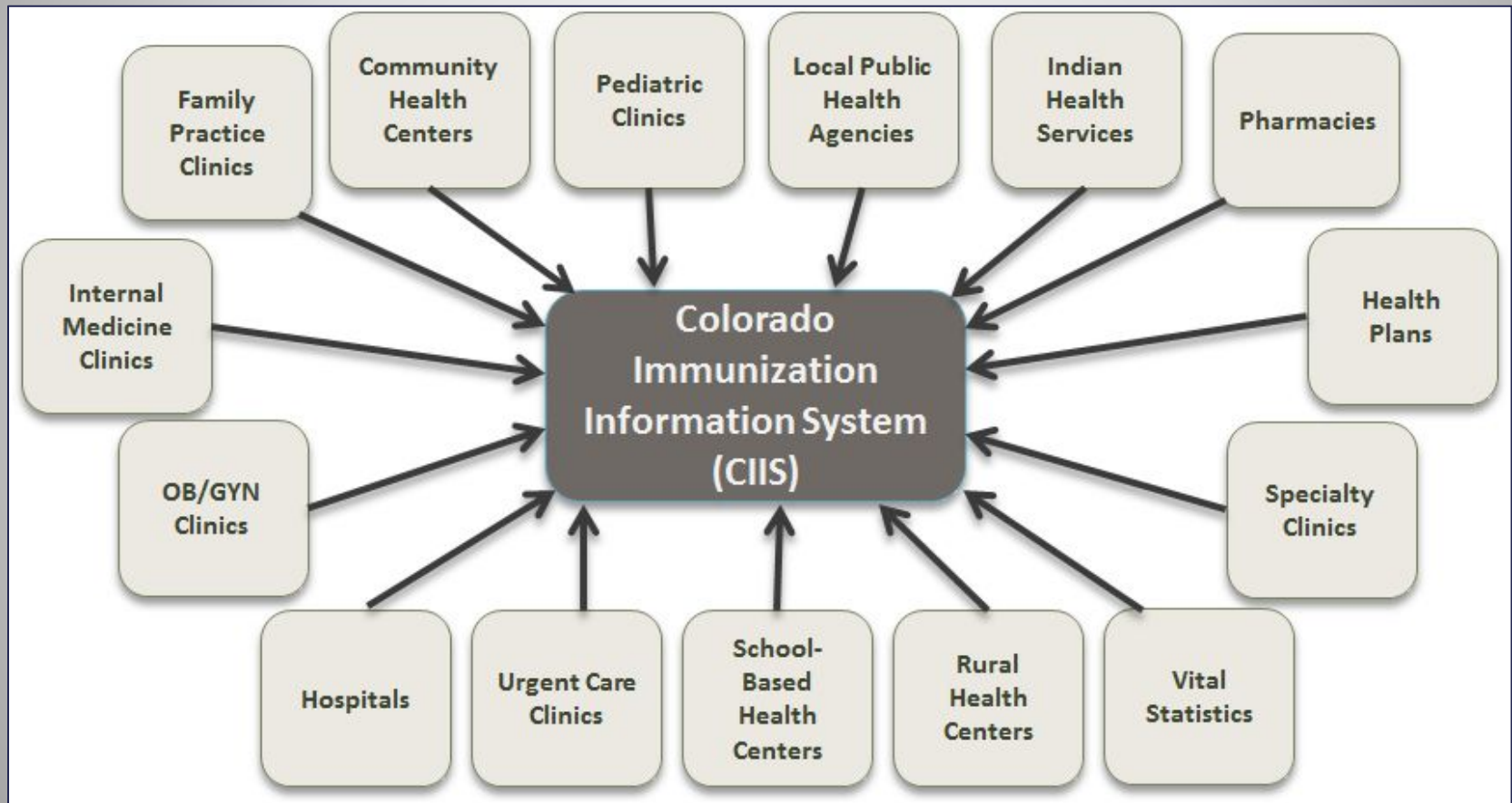
What is CIIS?

Confidential, secure, population-based, computerized system that:

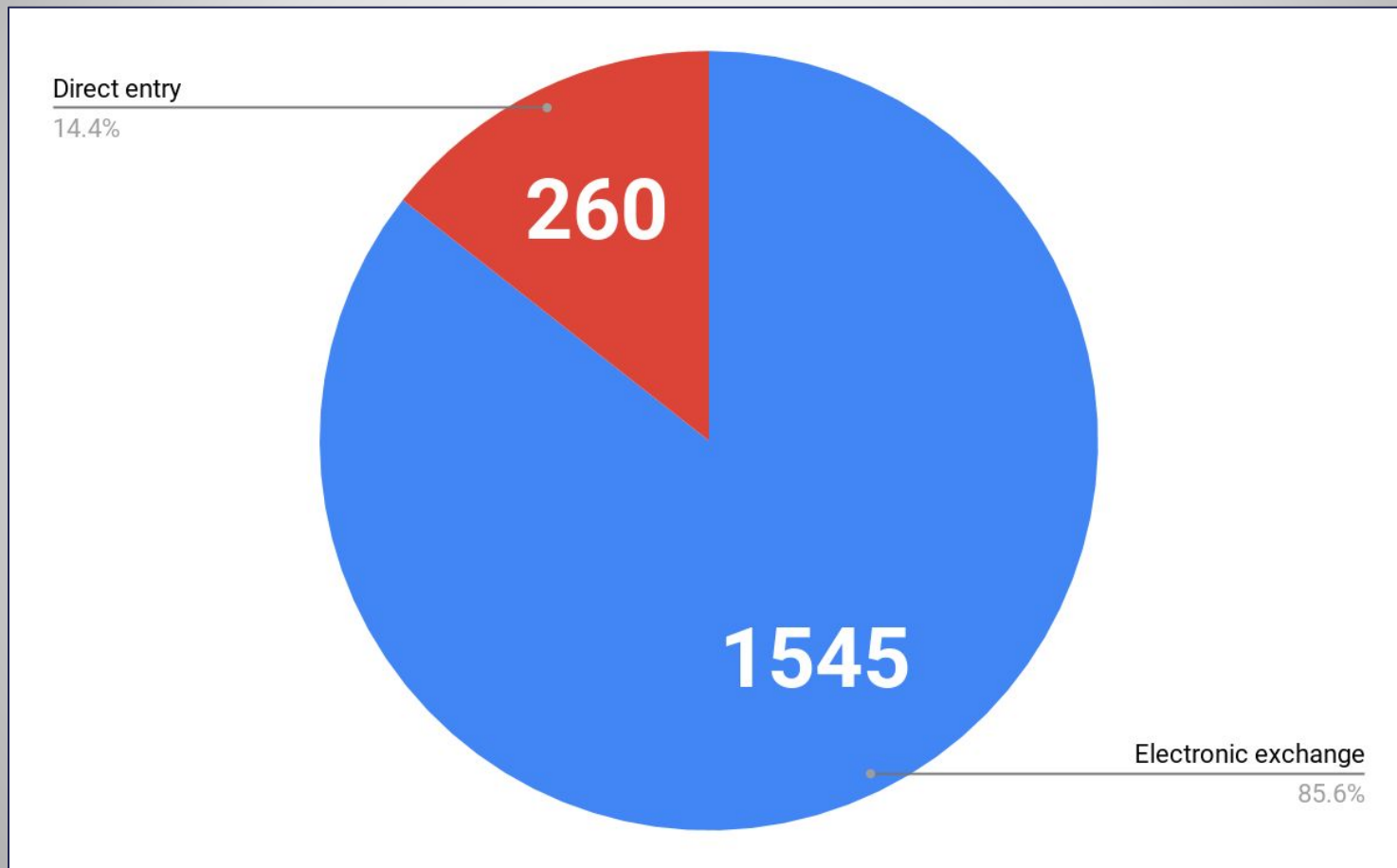
- Consolidates individual-level vaccination and exemption data for Coloradans of all ages.
- Recommends the vaccine(s) a patient needs based on history and age.
- Supports activities to increase and sustain high immunization coverage.



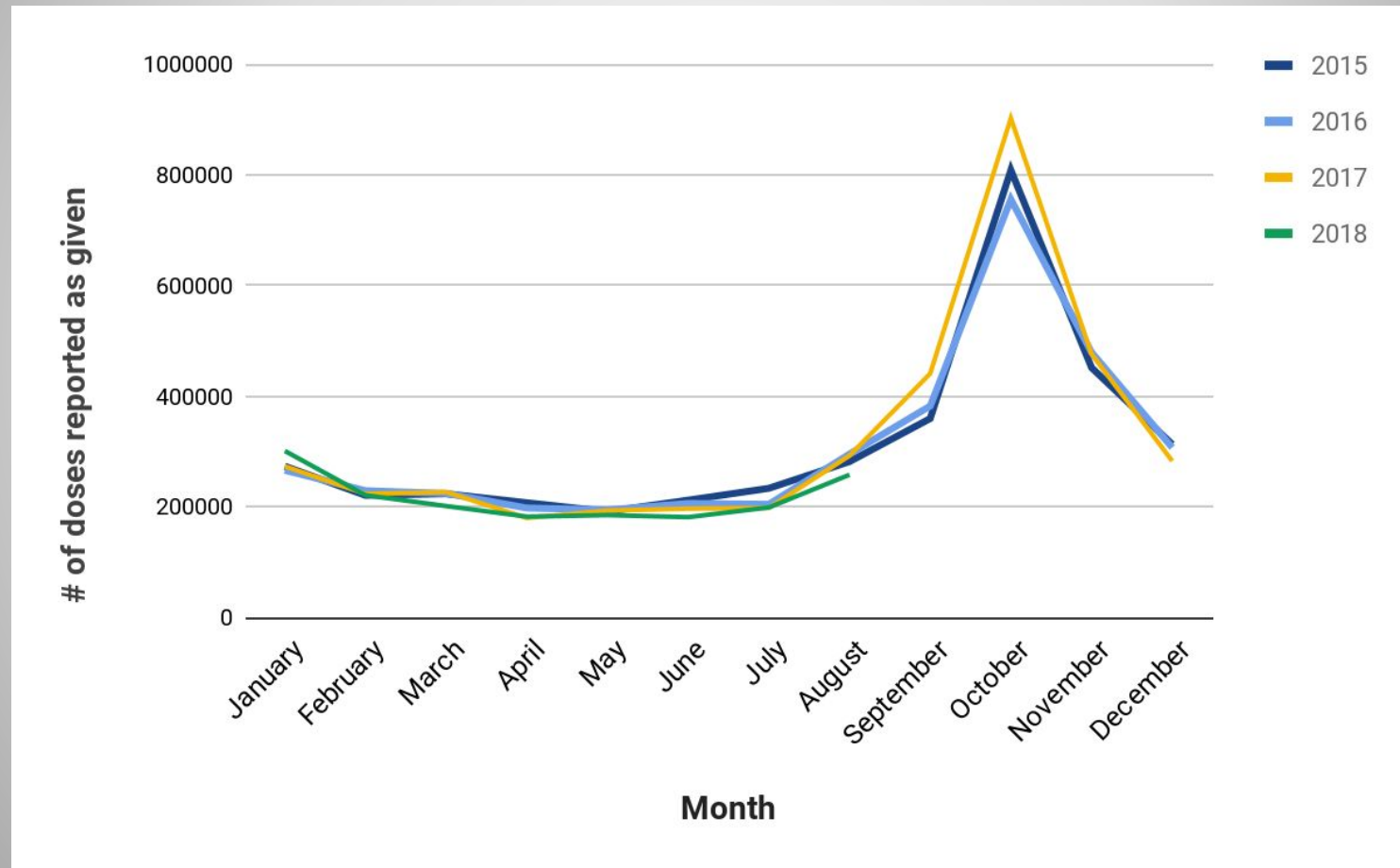
CIIS Data Sources



How is Data Submitted to CIIS?



Doses Reported to CIIS



CIIS by the Numbers

Total Patients: 5.9 million

- 0-18 year olds: 1.8 million (31%)
- 19+ year olds: 4.1 million (69%)

Total Vaccinations: 65.8 million

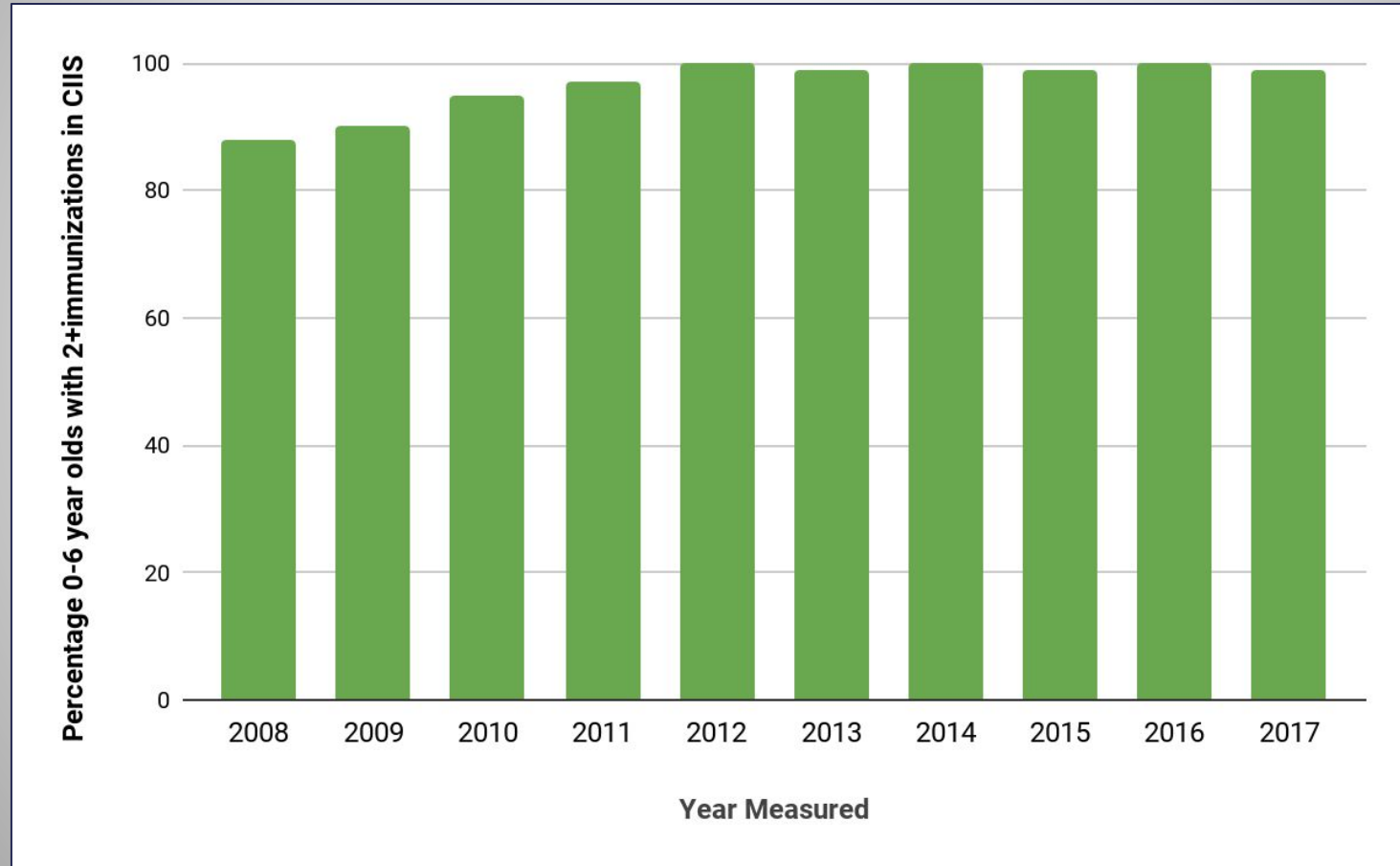
- 0-18 year olds: 36.3 million (55%)
- 19+ year olds: 29.5 million (45%)

Total Opt-Outs: 2,180 (<.00004%)

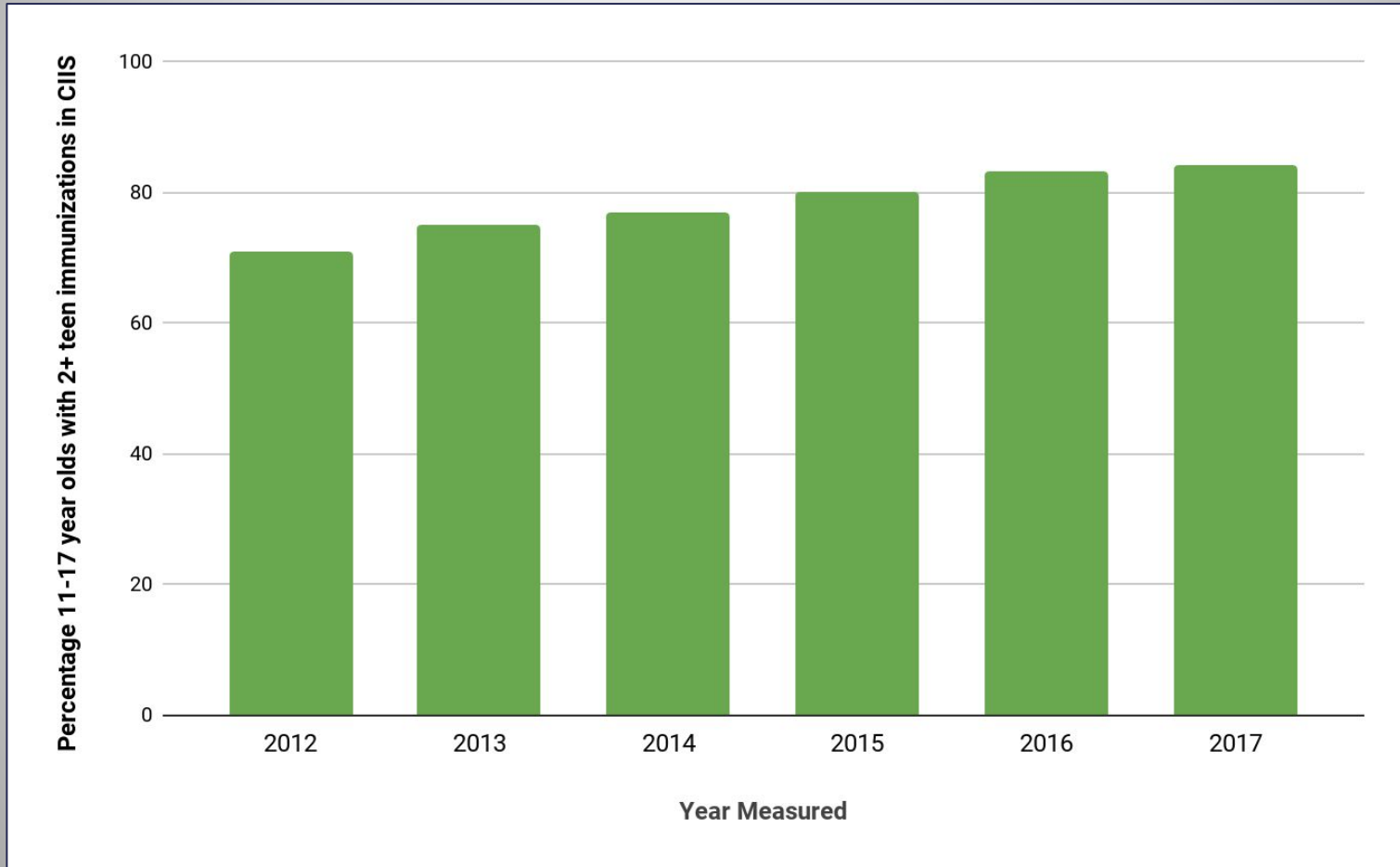
Active Online Users in August: 6,032



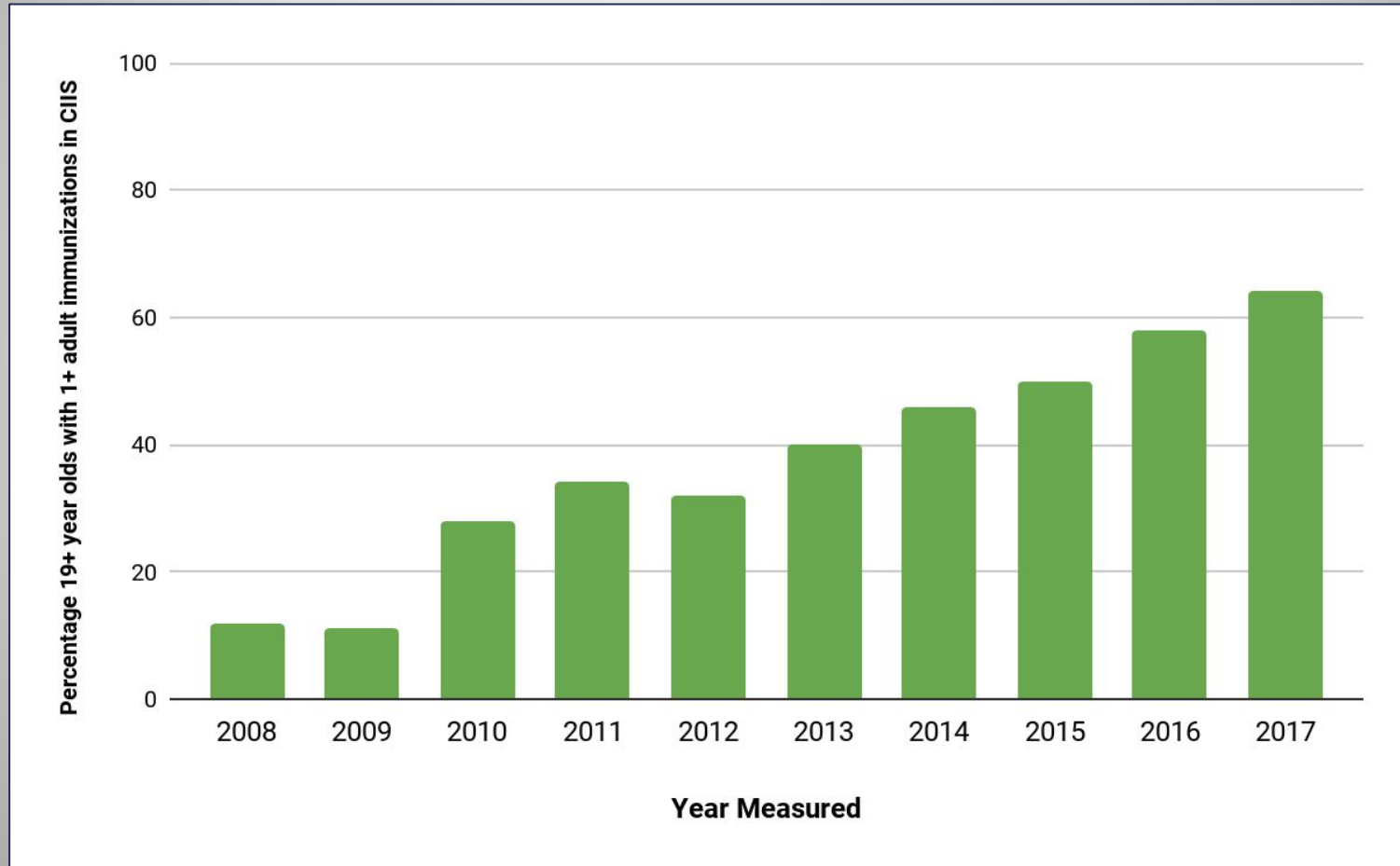
CIIS Child Participation Rates



CIIS Teen Participation Rates



CIIS Adult Participation Rates



COLORADO
Department of Public
Health & Environment

CIIS Highlight - Cutting the Queue

METRIC	Sept 2015	Oct 2015	Nov 2015	Dec 2015	Jan 2016	Feb 2016	Mar 2016	Aug 2018
Number of sites on CIIS interface waitlist	637	631	623	490	390	386	385	209
% of sites on waitlist (n=637) moved to onboarding queue	0.3%	0.9%	2.2%	23.1%	38.8%	39.4%	39.6%	67.2%
Number of sites engaged in self-serve testing (cumulative)	44	44	73	80	85	125	153	432



Future CIIS functionality

- Vaccine returns
- NEW inventory reconciliation process
- Vaccine order forecaster

